

Digital credentials

Getting started guide

Create an account to share your professional story in a way that is credible and validated

Contents

Email notification	3
Signing up	4
Accept your digital credential	5
Time to tell others	6
Verifying your digital credential	7
Knowledge base	8
My credentials	9
My profile	10
Real-time employment opportunities	11
One last thing...	12

Email notification

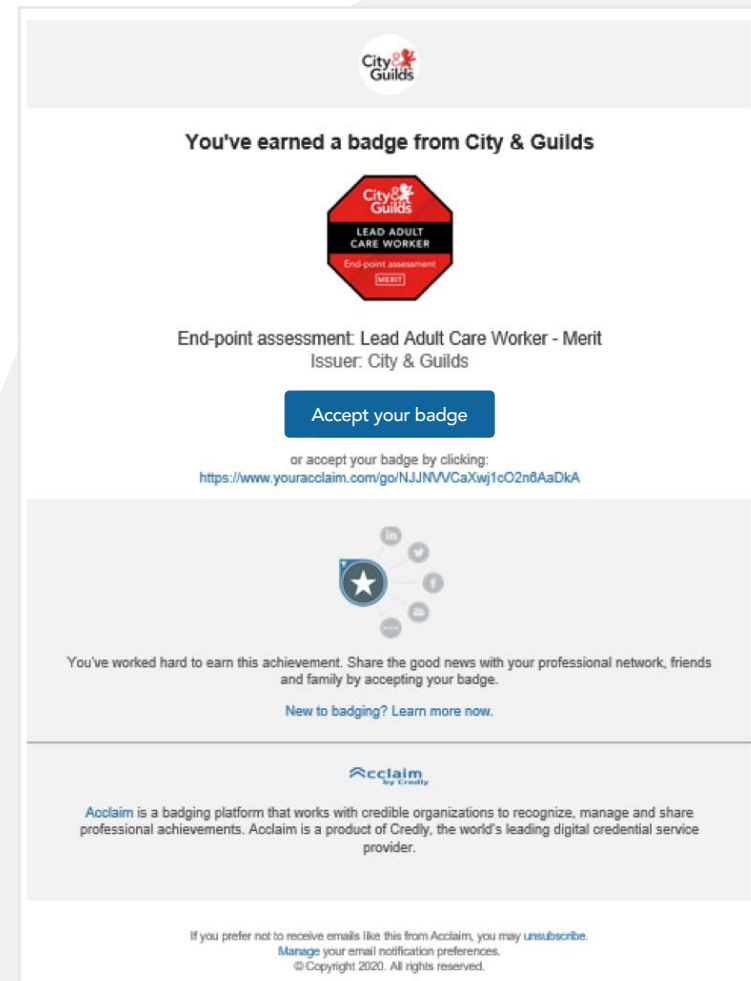
You will be notified by email that you've been awarded a digital credential. Even if you're awarded several at the same time, you may still only receive one email. It is worth adding 'admin@youracclaim.com' to your safe senders list.

You can find out how to do this in the help section of your email platform.

Open the email and select Accept your badge to go to the Acclaim by Credly platform.



PLEASE NOTE: Our digital credentials are built as Open Badges and across the platform you will see them called badges. We chose the term 'digital credentials' because we feel it best reflects your level and achievement.



Acclaim
by Credly

In-store Trainer Development Pathway
Issued by [ILM](#)

Sign in to Acclaim to accept and share your badge.

Email
matt.rogers@cityandguilds.com

Password

☐ Remember me [Forgot your password?](#)

Sign in

[Create account](#)

Earn, Share and Discover!

[ILM](#) uses Credly's Acclaim platform so you can manage and share your professional achievements.

Join the Network
Manage your credentials and complete your profile to put your best foot forward.

Promote Your Expertise
Share verified evidence of your knowledge, skills, abilities, and accomplishments.

Discover Opportunities
Use insights to find new learning and professional development opportunities.

[ABOUT CREDLY](#) | [REQUEST DEMO](#) | [TERMS](#) | [PRIVACY](#) | [DEVELOPERS](#) | [SUPPORT](#)

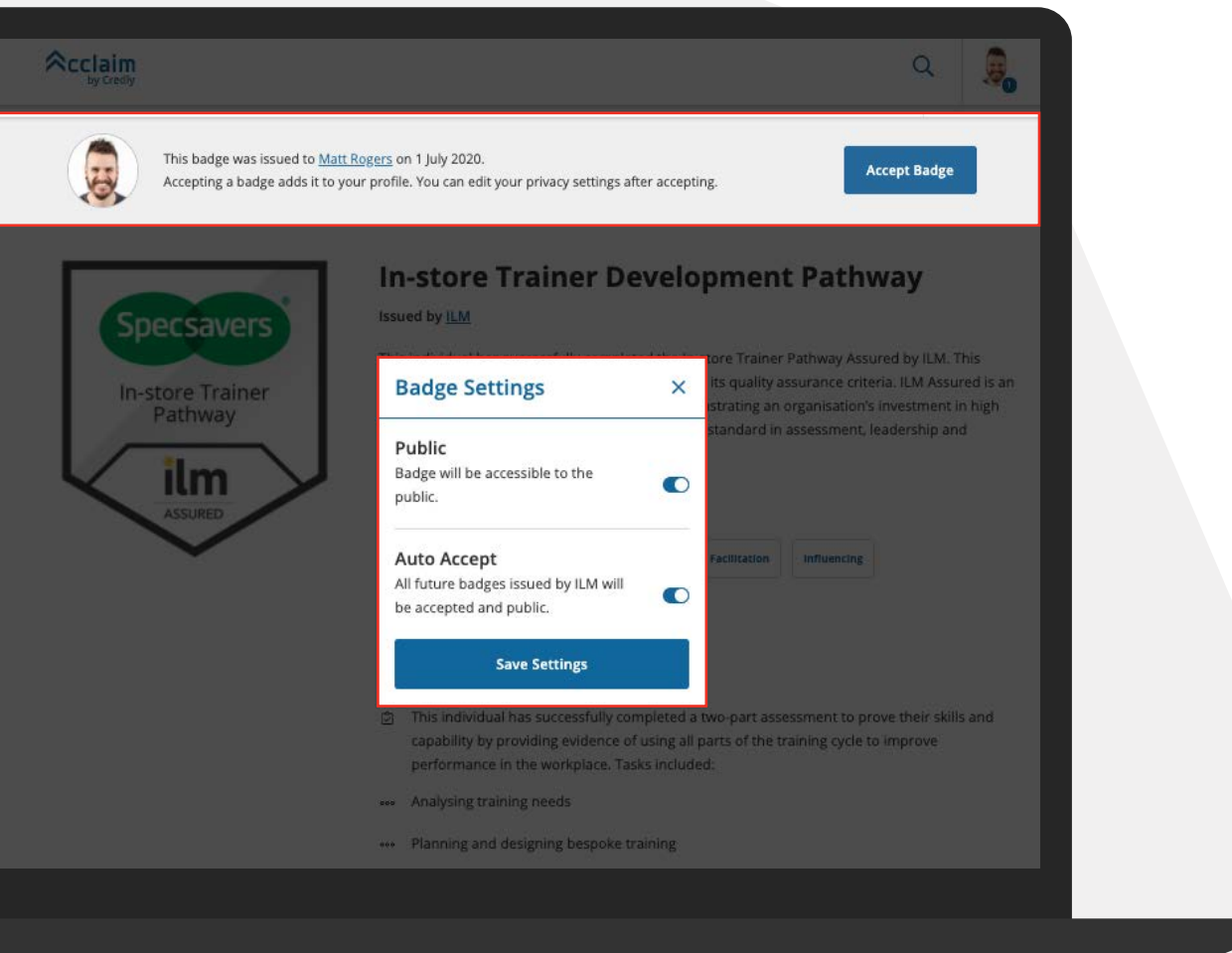
© CREDLY 2020

Signing up

If this is your first time receiving a digital credential you'll need to create an account

Just enter a password and read and agree the Terms of Service and Privacy Policy.

Then select the Sign-Up button to complete the process.



Accept your digital credential

Once you've clicked the 'Accept your badge' button in the email you will see this screen in your browser.

From here you can accept your digital credential and save your settings.


This will make it even easier to accept future credentials.

Time to tell others

To share your digital credential to your social and professional networks select the Share button

This brings up a list of options, select one to start.

If you get stuck, just go to the Support section to get some help.



The screenshot displays the Acclaim by Credly interface for a digital credential. At the top, the Acclaim by Credly logo is visible on the left, and a search icon and user profile icon are on the right. Below the logo, a circular profile picture of a man is shown next to the text: "This badge was issued to [Matt Rogers](#) on 1 July 2020." To the right of this text is a blue "Share" button and a menu icon (three dots).

The main content area features a large shield-shaped badge on the left. The badge has a black border and contains the text "COFFEE Lover" in a stylized font, with "Barista Skills" below it. At the bottom of the shield is the City & Guilds logo and the word "ASSURED". Below the badge is a link labeled "Additional Details".

To the right of the badge, the title "Coffee Lover Barista Skills" is displayed. Below the title, it says "Issued by [City & Guilds](#)". A paragraph of text follows: "This individual has successfully completed Coffee Lover's Barista Skills Assured by City & Guilds. They have demonstrated understanding of coffee history and express the flavour of coffee. They have deep understanding about the temperature and texture of the milk and the [More...](#)".

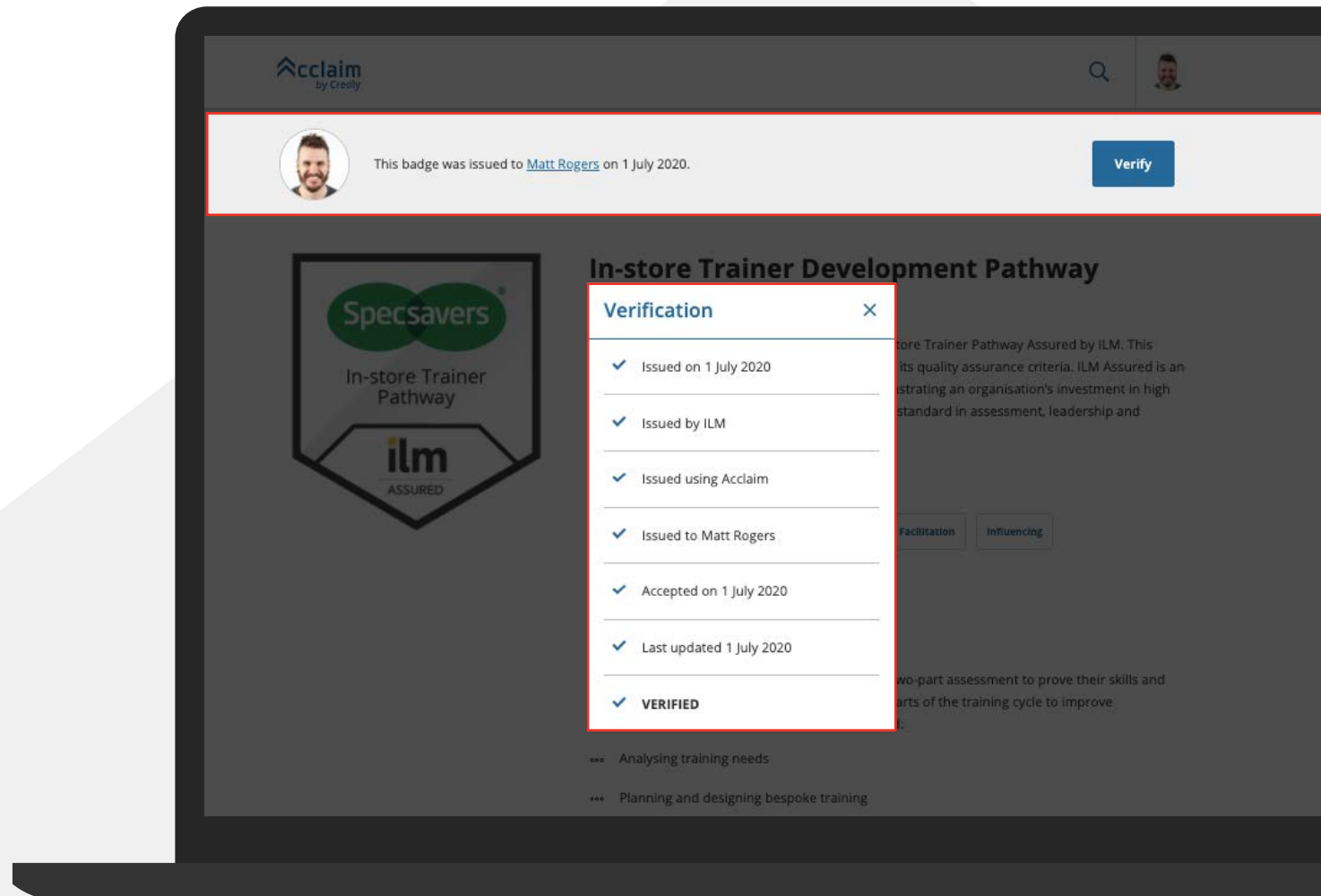
Below the text, there is a section titled "Skills" with a list of skills in button-like boxes: "Barista", "Prepare Banana Smoothie", "Prepare English Black Tea", "Prepare Espresso", "Prepare Frothy Coffee", "Prepare Hand-washed Coffee", and "Prepare Latte".

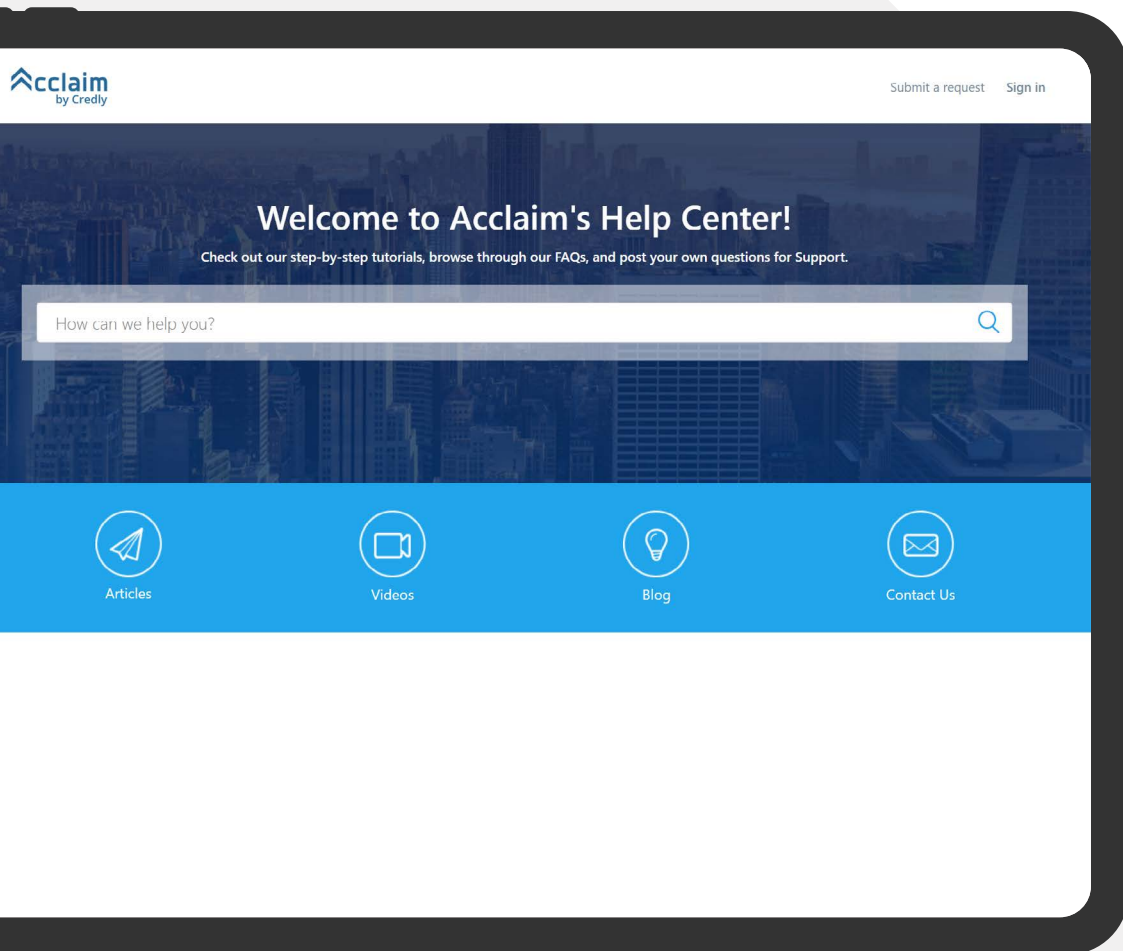
At the bottom of the main content area, there is a section titled "Related" with a horizontal line underneath. Below this, there is a grid of related content. The first item in the grid is a small badge icon followed by the text "International Barista Skill Course".

At the very bottom of the interface, there is a blue "Share" button on the left, followed by a row of social media and sharing icons: LinkedIn, Google+, X, CV, Facebook, a code icon, and an email icon.

Verifying your digital credential

Digital credentials allow you to recognise and communicate all skills in a single consistent way, one that is portable, verifiable and secure.





Knowledge base

From this Support section you can contact us by email or access the online help resources in the Knowledge Base.

You can probably find the answer in the Knowledge Base, just select the link to access it. Look at the lists of step-by-step guides and videos to find what you need. Or, use the Search function to find it.

Can't find the answer you need? Just email us at: digitalsupport@cityandguilds.com

My credentials

You may have received more than one digital credential, so to see them all select Dashboard from the dropdown menu in the top right.

Click on the digital credential to view more details, including the issuer, issue date and the metadata.

You can also share your digital credential from here.

The screenshot shows the Acclaim by Creely digital credentials dashboard for Matthew Rogers. The header includes the Acclaim logo, a search icon, and a user profile icon. The main section features a profile picture of Matthew Rogers, his name, and his title: Platform Solutions Consultant | Digitalme, A City & Guilds Group Business Leeds. Below this is a brief biography and social media links. A 'Badges' section displays a grid of 24 digital credentials, sorted by 'Most Popular'. The badges include Tableau Consumer, Acclaim Ambassador, Acclaim Early Adopter, Ampersand Award Nominee 2019, Ampersand Award Nominee 2018, and 2020 Credly Client Advisory Board.

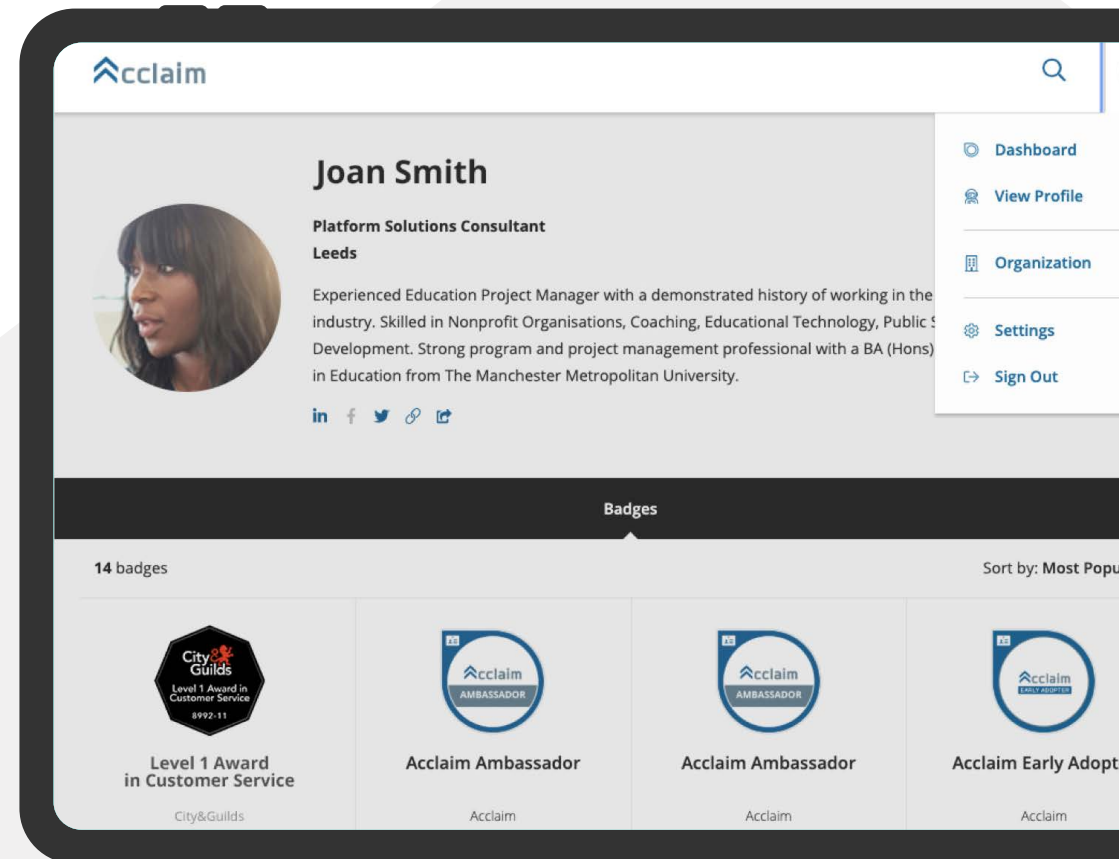
Badges	
24 badges	
Sort by: Most Popular	
	Tableau Consumer Tableau
	Acclaim Ambassador Acclaim
	Acclaim Ambassador Acclaim
	Acclaim Early Adopter Acclaim
	Ampersand Award Nominee 2019 City & Guilds Group
	Ampersand Award Nominee 2018 City & Guilds Group
	Acclaim Demo User
	Functional Skills Ready (2019) –
	2020 Credly Client Advisory Board

My profile

You may have noticed View Profile in this top menu bar. This allows you to showcase all your credentials at once.


To that first select Dashboard and choose which badges you wish to display – you can toggle these to be public or private in the from the top right of the badge page.

It's worth adding your photo and a bit about yourself too. To do this select Settings from the left-hand menu. Once you're ready, click 'View Profile' from the top menu and then copy the URL.



acclaim
by Credly

Create Account Sign In



End-point assessment: Adult Care Worker - Pass

Issued by [City & Guilds](#)

The person has met the pass criteria for each component of the end-point assessment for the Adult Care Worker apprenticeship standard. (City & Guilds code: 9040-12)

Skills

Care Commitment Communication Compassion Competence Courage

Earning Criteria

- ☒ The person has been assessed independently by City & Guilds as having achieving all pass criteria for each component of the end-point assessment.
- ☒ End-point assessment components (weighting): Situational judgement test (50%)

1,486 Job Openings
Courage in [United Kingdom](#)

TOP JOB TITLES

Job Title	Postings
Support Worker	44
Healthcare Worker	44
Covid Survey Specialist Field Based	37
Nurse Advisor	36
Healthcare Worker Nationwide	29

Show More

TOP LOCATIONS

Location	Postings
London, Greater London	188
Brentford, Greater London	95
Reading, Berkshire	90
Stevenage, Hertfordshire	49
Bristol, Bristol	23

The Acclaim by Credly platform scours 20,000+ job sites per day, allowing students to job-search based on the skills tags linked to their achievements.

Real-time employment opportunities

Access real-time employment insights and job opportunities related to skills. You will notice within the data that sits behind your credential under Skills you can see some tags.

These skills tags can link you through to real-time employment insights related to the skills you've been recognised for.

You can use this to find and surface jobs and future career opportunities by:

- Title
- Location
- Employer
- Salary range
- Top employers
- Top related skills
- You can connect directly to job postings too.

One last thing...

If you've forgotten your password, you can reset it by selecting 'Forgot Password?'

For **unclaimed credentials** or where a learner no longer has access to the email address the credentials were previously issued to; please contact City & Guilds Group via email at digitalsupport@cityandguilds.com so we can reissue the credentials to the relevant email address.

The image shows a screenshot of the Credly's Acclaim platform interface. The main header features the 'acclaim by Credly' logo and the text 'Respected Brands. Resume-worthy Achievements.' Below this, a description states: 'Credly's Acclaim platform is the world's largest network of individuals and organizations using verified achievements to unlock opportunities. Join millions of professionals in sharing your achievements online.'

On the right side, there is a 'Sign in' form with fields for 'Email' and 'Password'. Below these fields are a 'Remember me' checkbox and a 'Forgot your password?' link, which is highlighted with a red box. A 'Sign in' button and a 'Create account' link are also present.

Overlaid on the bottom left is a modal window with a blue border. It contains the text: 'Enter your email address, and we'll send you an email with instructions for how to reset your password.' Below this text is an 'Email' input field and a blue 'Send Instructions' button.

At the bottom of the page, there is a footer with links: 'ABOUT CREDLY | REQUEST DEMO | TERMS | PRIVACY | DEVELOPERS | SUPPORT' and a copyright notice: '© COPYRIGHT 2020'.

About City & Guilds

Since 1878 we have worked with people, organisations and economies to help them identify and develop the skills they need to thrive. We understand the life changing link between skills development, social mobility, prosperity and success. Everything we do is focused on developing and delivering high-quality training, qualifications, assessments and credentials that lead to jobs and meet the changing needs of industry.

We work with governments, organisations and industry stakeholders to help shape future skills needs across industries. We are known for setting industry-wide standards for technical, behavioural and commercial skills to improve performance and productivity. We train teams, assure learning, assess cohorts and certify with digital credentials. Our solutions help to build skilled and compliant workforces.

Contact us

Giltspur House
5-6 Giltspur Street
London EC1A 9DE

customersupport@cityandguilds.com

01924 930 801

www.cityandguilds.com

Every effort has been made to ensure that the information contained in this publication is true and correct at time of going to press. However, City & Guilds' products and services are subject to continuous development and improvement and the right is reserved to change products and services from time to time. City & Guilds cannot accept responsibility for any loss or damage arising from the use of information in this publication.

©2024 The City & Guilds of London Institute. All rights reserved. City & Guilds is a trademark of the City & Guilds of London Institute, a charity registered in England & Wales (312832) and Scotland (SC039576).