

Functional Skills English

Entry 2 Reading

Sample assessment

Candidate Paper

Safety

Time allowed: 40 minutes

Total marks: 14

Candidate's name: _____

City & Guilds enrolment number: _____

Date of registration: _____

Date of assessment: _____

You will need

- a pen with black or blue ink
- a dictionary.

Instructions

- Read each question carefully.
- Answer **all** the questions.
- You do not need to write full sentences.
- There are no marks for spelling, punctuation or grammar.

Candidate's declaration:


I confirm that this assessment is my own work.

Candidate's signature _____


Date _____

Activity 1

Read the text.

 From: Bank for Life UK Sent: 19 July, 14:31 (6 days ago)
To: me

[Click here](#) if you can't see this email. Don't miss out, add important@bank-for-life.com to your address book


Bank for Life UK 


How to protect yourself online



Are you shopping for something for the summer holidays or possibly a winter treat? Read our important tips to help you stay safe before you start shopping online.

Top tips

Only buy from websites you know
Think before ordering luxury items at bargain prices. If it looks too good to be true, it probably is.

Stay safe
To make sure your money is safe, only pay with your bank card or credit card. Remember: Don't shop online using free public Wi-Fi. 

Look for the padlock symbol
The padlock symbol at the top of your screen means that you are safe online. 

 Reply  Forward

Answer the questions about the text.

1. When was the email sent?

2. What should you put in your address book?

3. What is the **first** thing the text says to do before buying online?

4. Which word could replace **luxury** in the text?

(Tick **one**)

rich

important

expensive

5. Name **one** type of payment which is safe.

6. Which symbol do you click to send the email to someone else?

(Tick **one**)







6 marks

Activity 2

Read the text.

Public Safety Notice

Keep Your Belongings Safe!

 Be aware! Take care and keep your things safe. When you are out and about, never leave your bag or your other valuables unattended in public places. 

Don't show off your belongings. Keep things like expensive jewellery or cameras in your bag or your pockets. 

Mobile phones are the most common items stolen, so make sure you keep your phone safe. If you're not making a call, don't leave it out where everybody can see it. Carry your phone in a front pocket or put it in a bag. 

If you would like more information about staying safe you can pick up our leaflets in police stations and libraries.

Answer the questions about the text.

1. What is the text about?
(Tick **one**)

- Health and safety.
- Staying safe in your home.
- Ways to keep your things safe.

2. Which word in the section that starts 'Don't show' is used to introduce the examples?
(Tick **one**)

- off
- like
- or

3. Which **two** words in the text mean **things you own**?

- _____
- _____

4. Which item mentioned in the text is **not** shown as an image?

5. Give **two** pieces of advice in the text that are about keeping your phone safe.

- _____
- _____

6. Use your dictionary.
Which word could replace **information** in the text?
(Tick **one**)

warnings

records

details

8 marks

Check your work.

End of assessment